

HOSTAFORM® C 27021 XAP®

HOSTAFORM®

POM copolymer

Very easy flowing Injection molding type with high rigidity and hardness; good chemical resistance to solvents, fuel and strong alkalis as well as good hydrolysis resistance; high resistance to thermal and oxidative degradation.

Emission according to VDA 275 < 10 mg/kg

Burning rate ISO 3795 and FMVSS 302 < 75 mm/min for a thickness more than 1 mm.

Monomers and additives are listed in EU-Regulation (EU) 10/2011 FDA compliant according to 21 CFR 177.2470 FDA = Food and Drug Administration (USA)

Product information

Resin Identification	POM	ISO 1043
Part Marking Code	>POM<	ISO 11469

Rheological properties

Melt volume-flow rate	24 cm ³ /10min	ISO 1133
Temperature	190 °C	
Load	2.16 kg	
Moulding shrinkage, parallel	1.9 %	ISO 294-4, 2577
Moulding shrinkage, normal	1.8 %	ISO 294-4, 2577

Typical mechanical properties

Tensile modulus	2900 MPa	ISO 527-1/-2
Tensile stress at yield, 50mm/min	65 MPa	ISO 527-1/-2
Tensile strain at yield, 50mm/min	7.5 %	ISO 527-1/-2
Nominal strain at break	17 %	ISO 527-1/-2
Flexural modulus	2800 MPa	ISO 178
Tensile creep modulus, 1h	2500 MPa	ISO 899-1
Tensile creep modulus, 1000h	1300 MPa	ISO 899-1
Charpy impact strength, 23°C	170 kJ/m ²	ISO 179/1eU
Charpy impact strength, -30°C	170 kJ/m ²	ISO 179/1eU
Charpy notched impact strength, 23°C	5.5 kJ/m ²	ISO 179/1eA
Charpy notched impact strength, -30°C	5.5 kJ/m ²	ISO 179/1eA
Ball indentation hardness, H 358/30	147 MPa	ISO 2039-1
Poisson's ratio	0.37 ^[C]	

[C]: Calculated

Thermal properties

Melting temperature, 10°C/min	166 °C	ISO 11357-1/-3
Temperature of deflection under load, 1.8 MPa	106 °C	ISO 75-1/-2
Coefficient of linear thermal expansion (CLTE), parallel	110 E-6/K	ISO 11359-1/-2
Thermal conductivity of melt	0.155 W/(m K)	ISO 22007-2
Specific heat capacity of melt	2210 J/(kg K)	ISO 22007-4

HOSTAFORM® C 27021 XAP®

HOSTAFORM®

Flammability

Burning Behav. at 1.5mm nom. thickn.	HB class	IEC 60695-11-10
Thickness tested	1.5 mm	IEC 60695-11-10
Burning Behav. at thickness h	HB class	IEC 60695-11-10
Thickness tested	3 mm	IEC 60695-11-10
UL recognition	yes	UL 94

Electrical properties

Relative permittivity, 100Hz	4	IEC 62631-2-1
Relative permittivity, 1MHz	4	IEC 62631-2-1
Dissipation factor, 100Hz	25 E-4	IEC 62631-2-1
Dissipation factor, 1MHz	50 E-4	IEC 62631-2-1
Volume resistivity	1E12 Ohm.m	IEC 62631-3-1
Surface resistivity	1E14 Ohm	IEC 62631-3-2
Electric strength	35 kV/mm	IEC 60243-1
Comparative tracking index	600	IEC 60112

Physical/Other properties

Humidity absorption, 2mm	0.2 %	Sim. to ISO 62
Water absorption, 2mm	0.65 %	Sim. to ISO 62
Density	1410 kg/m ³	ISO 1183

Injection

Drying Recommended	no
Drying Temperature	100 °C
Drying Time, Dehumidified Dryer	3 - 4 h
Processing Moisture Content	≤0.2 %
Melt Temperature Optimum	200 °C
Min. melt temperature	190 °C
Max. melt temperature	210 °C
Screw tangential speed	≤0.3 m/s
Mold Temperature Optimum	100 °C
Min. mould temperature	80 °C
Max. mould temperature	120 °C
Hold pressure range	60 - 120 MPa
Back pressure	4 MPa
Ejection temperature	140 °C

Characteristics

Processing	Injection Moulding
Delivery form	Pellets
Additives	Release agent
Special characteristics	Low emissions

HOSTAFORM® C 27021 XAP®

HOSTAFORM®

Additional information

Injection molding

Preprocessing

To achieve low emission values pre drying using a recirculating air dryer (100 to 120 °C / max. 40 mm layer / 3 to 6 hours) is recommended.

Max. Water content 0,1 %

Processing

Standard injection moulding machines with three phase (15 to 25 D) plasticating screws will fit.

Processing Notes

Pre-Drying

Drying is not normally required. If material has come in contact with moisture through improper storage or handling or through regrind use, drying may be necessary to prevent splay and odor problems.

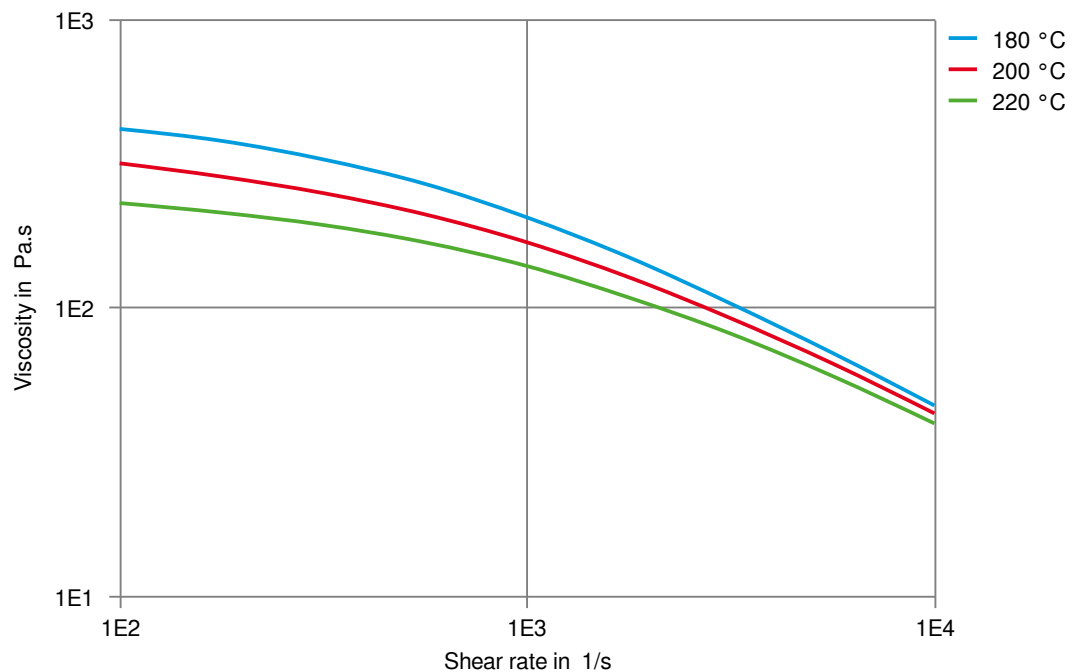
Storage

The product can then be stored in standard conditions until processed.

HOSTAFORM® C 27021 XAP®

HOSTAFORM®

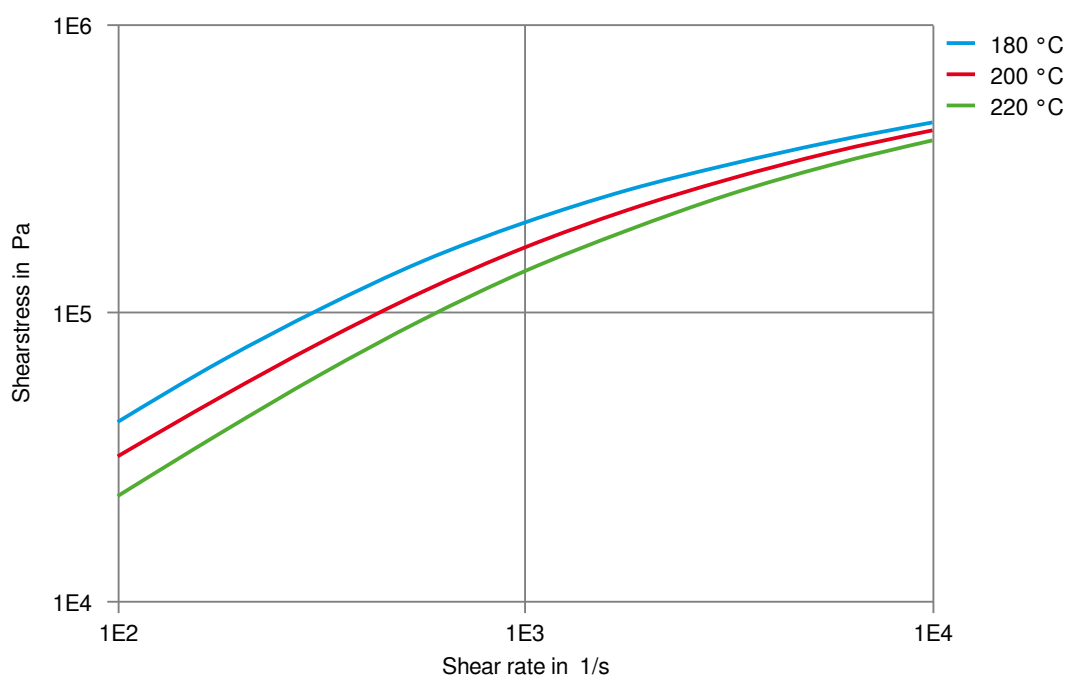
Viscosity-shear rate



HOSTAFORM® C 27021 XAP®

HOSTAFORM®

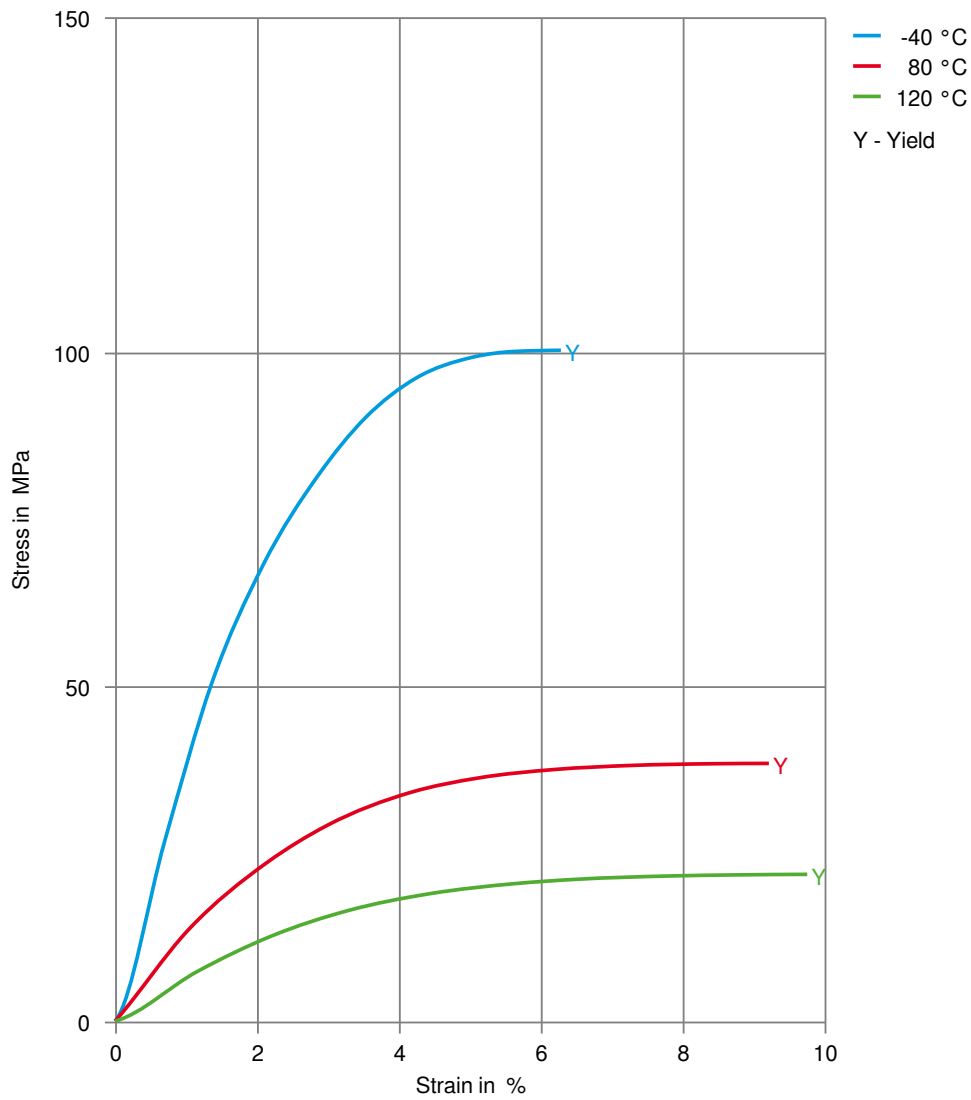
Shearstress-shear rate



HOSTAFORM® C 27021 XAP®

HOSTAFORM®

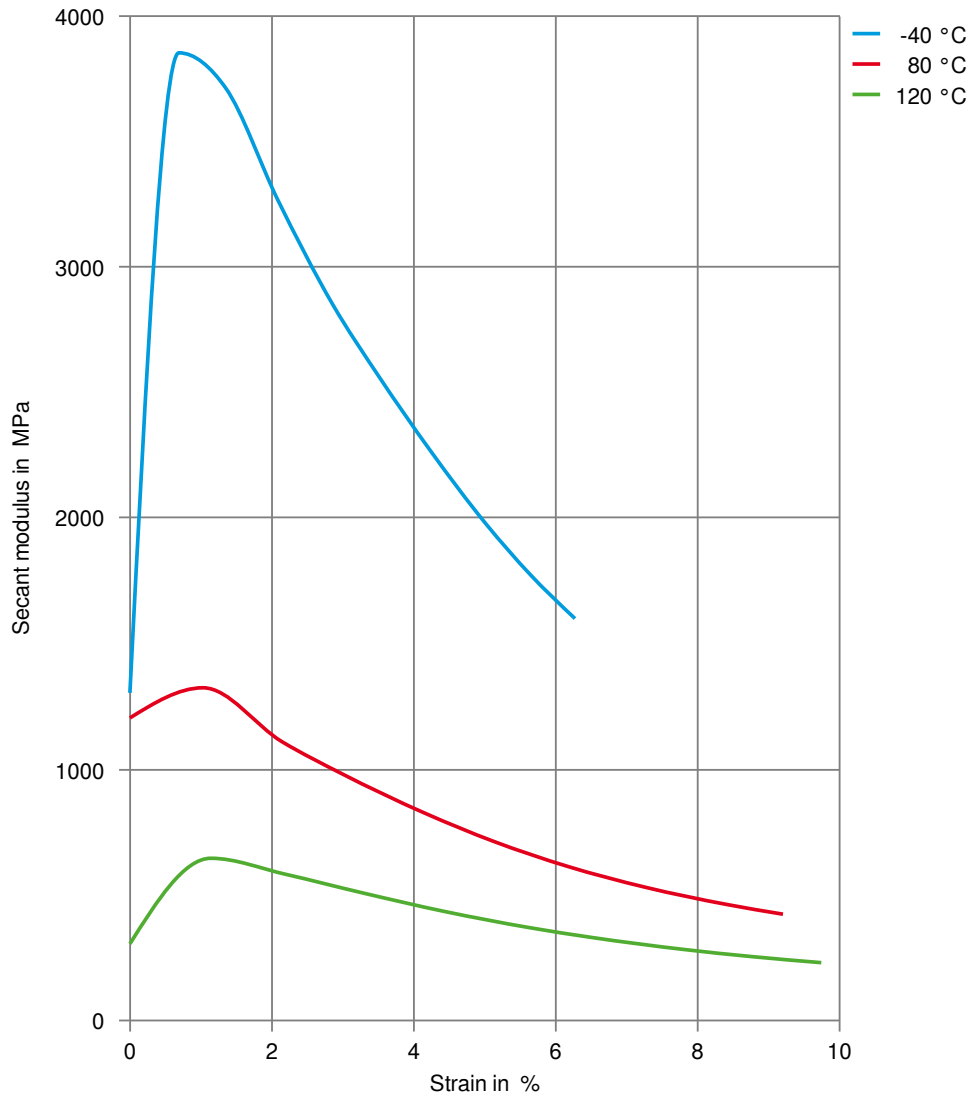
Stress-strain



HOSTAFORM® C 27021 XAP®

HOSTAFORM®

Secant modulus-strain



Printed: 2025-05-30

Page: 7 of 7

Revised: 2024-11-05 Source: Celanese Materials Database

NOTICE TO USERS: Values shown are based on testing of laboratory test specimens and represent data that fall within the standard range of properties for natural material. These values alone do not represent a sufficient basis for any part design and are not intended for use in establishing maximum, minimum, or ranges of values for specification purposes. Colourants or other additives may cause significant variations in data values. Properties of moulded parts can be influenced by a wide variety of factors including, but not limited to, material selection, additives, part design, processing conditions and environmental exposure. Other than those products expressly identified as medical grade (including by MT® product designation or otherwise), Celanese's products are not intended for use in medical or dental implants. Regardless of any such product designation, any determination of the suitability of a particular material and part design for any use contemplated by the users and the manner of such use is the sole responsibility of the users, who must assure themselves that the material as subsequently processed meets the needs of their particular product or use. To the best of our knowledge, the information contained in this publication is accurate; however, we do not assume any liability whatsoever for the accuracy and completeness of such information. The information contained in this publication should not be construed as a promise or guarantee of specific properties of our products. It is the sole responsibility of the users to investigate whether any existing patents are infringed by the use of the materials mentioned in this publication. Moreover, there is a need to reduce human exposure to many materials to the lowest practical limits in view of possible adverse effects. To the extent that any hazards may have been mentioned in this publication, we neither suggest nor guarantee that such hazards are the only ones that exist. We recommend that persons intending to rely on any recommendation or to use any equipment, processing technique or material mentioned in this publication should satisfy themselves that they can meet all applicable safety and health standards. We strongly recommend that users seek and adhere to the manufacturer's current instructions for handling each material they use, and entrust the handling of such material to adequately trained personnel only. Please call the telephone numbers listed for additional technical information. Call Customer Services for the appropriate Materials Safety Data Sheets (MSDS) before attempting to process our products.

© 2025 Celanese or its affiliates. All rights reserved. Celanese®, registered C-ball design and all other trademarks identified herein with ®, TM, SM, unless otherwise noted, are trademarks of Celanese or its affiliates. Fortron is a registered trademark of Fortron Industries LLC.